



Pacific Swimming - Competition Coordinator
House of Delegates Report - May 20, 2026
bcaldwell@pacswim.org
(925) 496-6067 (business cell)

Recurring projects and operations

1. Monthly newsletters published for AG, Senior, and scheduling updates. Created and posted 1-2 days following AG Committee meetings.
2. Working calendar for AG & Senior committees - complete with goals, deadlines for initiating and finishing format discussions, and annual budget.
3. Monthly analysis of CBA meets

Data researched completed

1. What is the overlap between AG Champs and Far Westers for 14&U athletes?
 - 51% of 2026 Spring AG Champs athletes competed at 2026 Spring FW.
 - 91% of 2026 Spring FW athletes competed at 2026 Spring AG Champs.
2. July championship meet data
 - ~42.55% of PC athletes competed in at least 1 meet in July/August.
 - Will review against club registration to identify who is under participating and what needs to happen to increase participation
3. 11-12 participation in 1000 and 1650 freestyle is down 34% from Sept 1, 2025-Feb 28, 2026, compared to the same time frame the previous year.
4. A 3-session CBA meet, where 12&U athletes with 2 'B' times or fewer are given their own session on Saturday afternoon, can increase entries for the host club and decrease meet duration, compared to the 2-session Sat/Sun CBA meet with the same number of athletes.

Data taken from USAS reports: [Shared file with reports](#)

1. 2026 Premium Athletes are down 1095 from 2025 (-7.8%), and down 1374 from our highest year on record (2019, -9.6%)
2. 2026 Seasonal Athletes are down 434 from 2025 (-26.6%), and down 2110 from our highest year on record (2009, -63.7%)
3. Officials registrations have reached 2 of their 3 highest totals over the last 3 years (Great work and Thank you!)
4. Coach registrations have reached their 4 highest totals over the last 4 years.
5. "Olympic Bumps" are diminishing - COVID years not included
6. Athlete retention rate is 62% for the LSC and trending downward; 65% for the nation and trending downward. Our athlete retention is consistently below the national average.
7. Improvement rate has been above the national average for the past 5 seasons (since 2021).

Meetings attended - Oct 16-May 17, 2025

- 6x PC Age Group committee meetings
- 6x PC Senior committee meetings
- 25x zone meetings
- 4x LSC leaders meetings put on by USAS
- 6x Athlete committee meetings
- 5x PC Board meetings
- 1x SafeSport meeting
- 1x Meet bid awards meeting
- 5x DDEI meetings

Next trip to PC -

July 16-20, 2026 - Thurs morning arrival, Monday morning departure

Will be attending Adam Szmidt AG Champs entire weekend

Attachments/Links

1. Newsletters - [May](#), [April](#),
2. Letters to Zones; CBA suggestions for 2026-2027 - Link to zipped file, [Zone Materials March 2026](#)

Respectfully submitted by Beau Caldwell
Pacific Swimming - Competition Coordinator
May 18, 2026

| Member Category | Member Detail | Registrations | | | | | | | | | | | | | | | | | | | % from 2025 | % from highest total |
|-------------------|---------------------------|---------------|--------|--------|--------|--------|--------|--------|--------|--------|--------|--------|--------|--------|--------|--------|--------|--------|--------|--------|-------------|----------------------|
| | | 2008 | 2009 | 2010 | 2011 | 2012 | 2013 | 2014 | 2015 | 2016 | 2017 | 2018 | 2019 | 2020 | 2021 | 2022 | 2023 | 2024 | 2025 | 2026 | | |
| Athlete | Flex Athlete | | | | | | | | | | | | | | 2,226 | 2 | 4 | | 5 | | N/A | |
| Athlete | Individual Season Athlete | | | | | | | | | | | | | 1 | | | | 1 | 1,634 | 1,200 | 73.4% | 36.3% |
| Athlete | Outreach Athlete | 218 | 259 | 229 | 200 | 241 | 232 | 238 | 325 | 190 | 182 | 174 | 231 | 197 | 133 | 181 | 252 | 274 | 228 | 226 | 99.1% | 82.5% |
| Athlete | Premium Athlete | 10,029 | 11,280 | 11,417 | 11,570 | 12,592 | 13,649 | 13,858 | 14,003 | 14,005 | 14,257 | 14,112 | 14,227 | 12,326 | 9,659 | 14,235 | 13,692 | 13,872 | 13,978 | 12,883 | 92.2% | 90.4% |
| Athlete | Season 1 Athlete | 1,332 | 1,894 | 1,956 | 1,563 | 1,395 | 1,147 | 1,104 | 1,056 | 837 | 975 | 925 | 843 | 92 | 428 | 832 | 832 | 806 | | | N/A | N/A |
| Athlete | Season 2 Athlete | 1,303 | 1,416 | 1,190 | 1,236 | 1,010 | 968 | 1,216 | 1,129 | 1,075 | 1,018 | 971 | 987 | 1,031 | 11 | 475 | 749 | 684 | | | N/A | N/A |
| Athlete | Single Meet Athlete | | 1 | 2 | 1 | 2 | 1 | | | 1 | | 1 | 1 | | | | | | | | | |
| Athlete Total | | 12,882 | 14,850 | 14,794 | 14,570 | 15,240 | 15,997 | 16,416 | 16,513 | 16,108 | 16,432 | 16,183 | 16,289 | 13,647 | 12,457 | 15,725 | 15,529 | 15,641 | 15,845 | 14,309 | 90.3% | 86.7% |
| Non-Athlete | Administrator | | | | | | | | | | | | | | | | 142 | 137 | 128 | 126 | 98.4% | 88.7% |
| Non-Athlete | Coach | 333 | 341 | 410 | 467 | 510 | 560 | 573 | 594 | 588 | 593 | 599 | 613 | 562 | 545 | 600 | 648 | 650 | 688 | 641 | 93.2% | 93.2% |
| Non-Athlete | Junior Coach | | | | | | | | | | | | | | 1 | 11 | 31 | 5 | 6 | 7 | 116.7% | 22.6% |
| Non-Athlete | Official | 401 | 388 | 367 | 396 | 408 | 474 | 516 | 570 | 568 | 569 | 582 | 603 | 541 | 505 | 570 | 546 | 615 | 677 | 657 | 97.0% | 97.0% |
| Non-Athlete | Other | 244 | 205 | 189 | 166 | 177 | 169 | 147 | 151 | 176 | 192 | 164 | 190 | 195 | 310 | 414 | 358 | 299 | 241 | 224 | 92.9% | 54.1% |
| Non-Athlete | Provisional Coach | | | | | | | | | | | | | | | | | 11 | 21 | 24 | 114.3% | 114.3% |
| Non-Athlete Total | | 978 | 934 | 966 | 1,029 | 1,095 | 1,203 | 1,236 | 1,315 | 1,332 | 1,354 | 1,345 | 1,406 | 1,298 | 1,361 | 1,595 | 1,725 | 1,717 | 1,761 | 1,679 | 95.3% | 95.3% |
| Grand Total | | 13,860 | 15,784 | 15,760 | 15,599 | 16,335 | 17,200 | 17,652 | 17,828 | 17,440 | 17,786 | 17,528 | 17,695 | 14,945 | 13,818 | 17,320 | 17,254 | 17,358 | 17,606 | 15,988 | 90.8% | 89.7% |

Noteworthy statistics:

2026 Premium Athletes are down 1095 from 2025 (-7.8%), and down 1374 from our highest year on record (2019, -9.6%)

2026 Seasonal Athletes are down 434 from 2025 (-26.6%), and down 2110 from our highest year on record (2009, -63.7%)

Officials registrations have reached 2 of their 3 highest totals over the last 3 years.

Coach registrations have reached their 4 highest totals over the last 4 years.

"Olympic Bumps" are diminishing - COVID years not included

| | | |
|------|-------|--------|
| 2009 | 1,858 | 115.3% |
| 2013 | 757 | 105.0% |
| 2017 | 324 | 102.0% |
| 2025 | 204 | 101.3% |

| | | |
|------|-----------------------|---------------------|
| Year | Total athletes gained | Percentage increase |
|------|-----------------------|---------------------|

| <u>Rank</u> | <u>Club</u> | <u>Registrations</u> |
|-------------|--------------------------------|----------------------|
| 1 | Palo Alto Stanford Aquatics | 1,093 |
| 2 | Quicksilver Swimming | 940 |
| 3 | Alto Swim Club | 669 |
| 3 | Santa Clara Swim Club | 669 |
| 5 | De Anza Cupertino Aquatics | 602 |
| 6 | SUNN Swimming | 490 |
| 7 | Pleasanton Seahawks | 416 |
| 8 | Milpitas Aquatic Club | 379 |
| 9 | Livermore Aqua Cowboys | 361 |
| 10 | California Dolphin Swim Team | 358 |
| 11 | San Ramon Valley Aquatics | 351 |
| 12 | Swim South Bay | 339 |
| 13 | Fog City Hammerheads | 327 |
| 14 | Burlingame Aquatic Club | 314 |
| 15 | Alameda Gators | 257 |
| 16 | Neptune Swimming | 255 |
| 17 | Monterey Bay Swim Club | 247 |
| 18 | Piedmont Swim Team | 232 |
| 19 | Reno Aquatic Club | 221 |
| 20 | Walnut Creek Aquabears | 214 |
| 21 | Otter Swim Club | 208 |
| 22 | Terrapins Swim Team | 189 |
| 23 | Orinda Aquatics | 188 |
| 24 | Pacifica Sea Lions | 186 |
| 25 | Los Altos & Mountain View A.C. | 170 |
| 26 | Daly City Dolphins | 160 |
| 27 | The Olympic Club | 159 |
| 28 | Napa Valley Swim Team | 157 |
| 29 | Brentwood Seawolves | 154 |
| 30 | Albany Armada Aquatics, LLC | 153 |
| 31 | Lakeridge Swim Team | 143 |
| 31 | South San Francisco Aquatics | 143 |
| 33 | Sebastopol Sea Serpents | 140 |
| 34 | AC Swim Club | 139 |
| 35 | Tiger Aquatics | 131 |
| 36 | North Bay Aquatics | 127 |
| 37 | Waves Aquatics Napa Valley | 124 |
| 38 | West Side Chargers | 122 |
| 38 | Diablo Aquatics | 122 |
| 40 | East Bay Silver Dolphins | 119 |
| 40 | Humboldt Swim Club | 119 |
| 40 | Bulldog Swim Club | 119 |
| 43 | Valley Splash | 116 |

| | |
|---|-----|
| 44 San Francisco Seals Swim Team | 114 |
| 45 Thunder Coast Aquatics | 110 |
| 46 ElitSwim Club | 104 |
| 46 Almaden Riptides | 104 |
| 48 East Bay Bat Rays | 102 |
| 48 Vallejo Aquatic Club | 102 |
| 50 Northern Nevada Aquatics | 97 |
| 50 South Valley Makos | 97 |
| 52 Seaside Aquatic Club | 89 |
| 53 Carson Tigersharks | 88 |
| 54 Hills Hurricane Swimming | 85 |
| 55 El Cerrito Gators | 84 |
| 56 Seals Aquatics | 83 |
| 56 Mavericks | 83 |
| 58 SFRP Rossi Swim Team | 81 |
| 59 Bishop Swim Team | 80 |
| 60 Tri Valley Aquatics | 78 |
| 60 South Valley Stingrays | 78 |
| 60 California Aquatics | 78 |
| 63 Richmond Sailfish | 74 |
| 64 Aptos Cabrillo Swim Club | 72 |
| 64 YMCA Pacific Aquatic Club | 72 |
| 64 Douglas Dolphins Swim Team | 72 |
| 67 Montclair Swim Team | 70 |
| 67 San Benito Aquatics | 70 |
| 69 Gilroy Gators Swim Team | 69 |
| 70 SOLO Aquatics | 66 |
| 70 Saint Lawrence Swim Team | 66 |
| 72 Crescent City Swim Club | 64 |
| 72 Sonoma Sea Dragons | 64 |
| 74 GooseMonkeys | 63 |
| 75 Willits Otters | 62 |
| 76 Ladera Oaks | 59 |
| 77 Highland Dolphins Aquatic Club | 56 |
| 77 Piranha Swimming | 56 |
| 79 Bay Club Panthers | 55 |
| 80 Stanford Campus Recreation Association | 54 |
| 81 USF Youth Swimming | 53 |
| 82 Ukiah Dolphins | 52 |
| 83 Mendocino Coast Sea Dragons | 51 |
| 83 Los Gatos Swim Club | 51 |
| 85 Tahoe Swim Team | 46 |
| 86 Mammoth Lakes Swim Team | 39 |
| 87 Boys & Girls Clubs of San Francisco Aquatic Club | 38 |

| | |
|--|----|
| 88 Oakland Undercurrent Swim Team | 37 |
| 89 City of Morgan Hill Splash Aquatics | 36 |
| 90 Pacifica Platypus Swim Club | 31 |
| 91 Santa Cruz Swimming | 28 |
| 92 Golden State Aquatics | 27 |
| 93 Race Swami | 26 |
| 94 University of Nevada | 21 |
| 95 Bay Club Santa Clara Dolphins | 20 |
| 96 Triton Aquatics Club | 18 |
| 97 Pacific Coast Marlins | 16 |
| 98 Golden State Aquatic | 13 |
| 98 Scott Valley Sea Serpents | 13 |
| 100 Westside Chargers | 12 |
| 101 Ruby Hill Aquatics | 11 |
| 102 University Club Swimming | 8 |
| 103 Rossi Rays Swim Team | 7 |
| 104 San Jose State Spartans | 6 |
| 105 Puffins Swimming | 5 |
| 106 Lost Coast Aquatics Foundation | 4 |
| 107 Valley Vista Swim Team | 3 |
| 107 Ukiah Krakens Aquatic Club | 3 |
| 109 GOLDEN STATE AQUATIC | 2 |
| 110 Hoopa Valley Swim Team | 1 |
| 110 San Francisco Serpents | 1 |

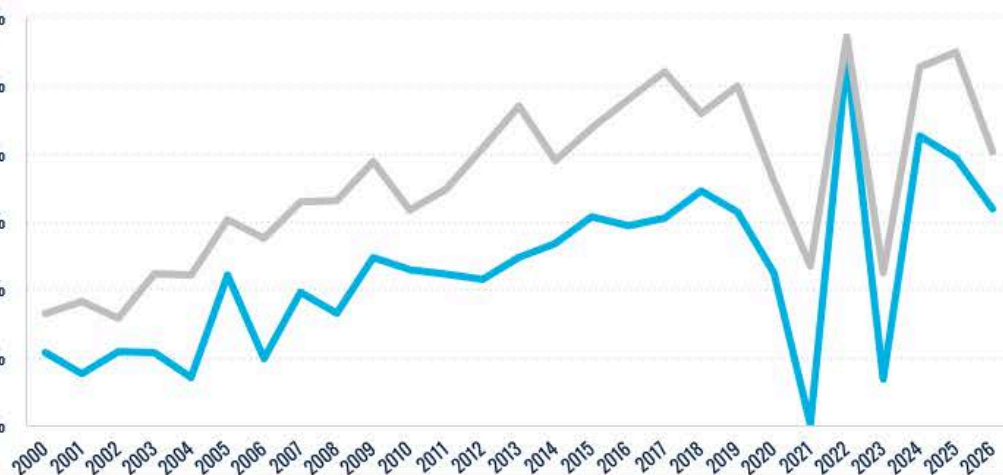
LSC Retention
63.0%

Athlete Retention Rate
62.23%

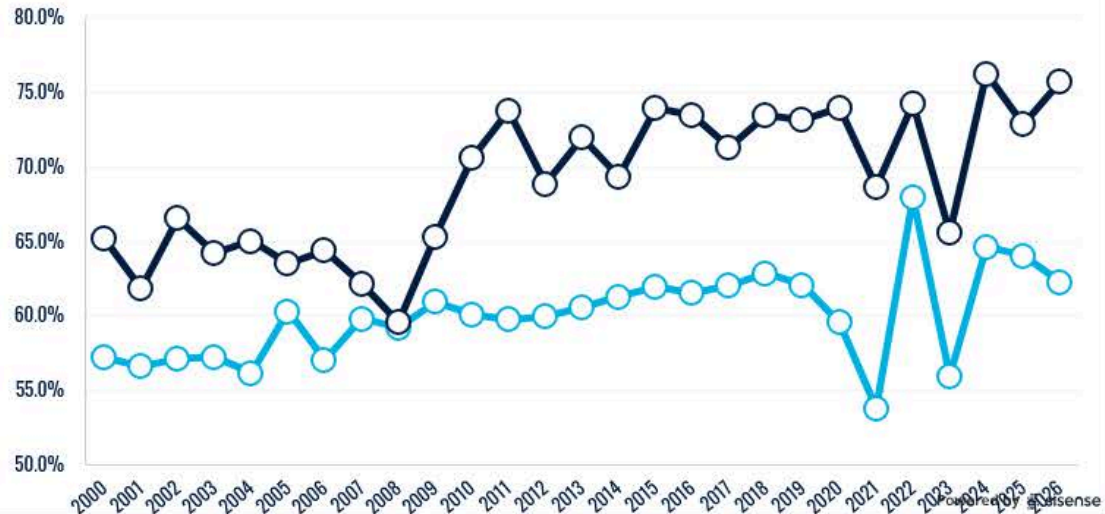
Non-Athlete Retention Rate
75.64%

Retention Rate by Season

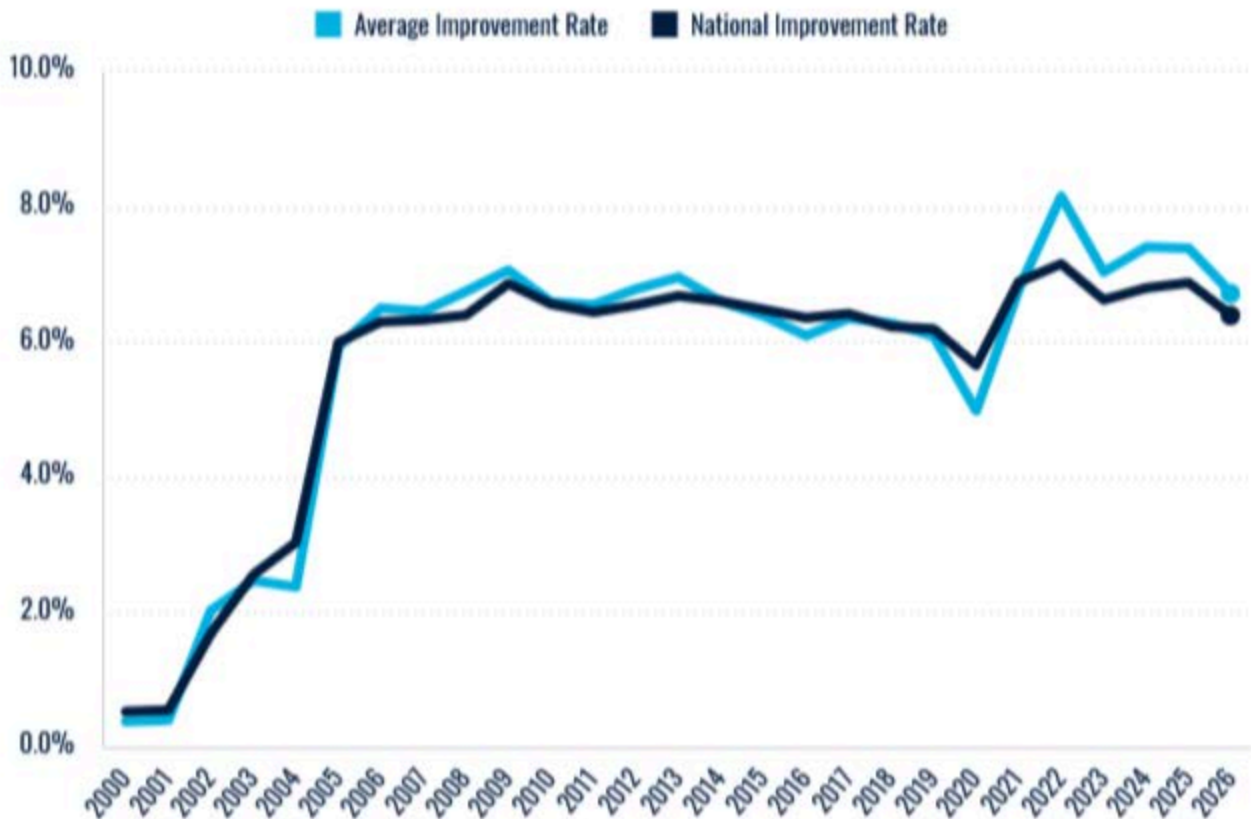
■ LSC Retention Rate ■ National Retention Rate



Retention Rate by Member Category & Season



Improvement Rate by Season



National Top 10 Report



5/18/2026 5:16:51 PM

| First | Last | Club | Age | Competition Category | Meet | Event | Swim Time | Swim Date | National Rank |
|---------|--------------|------|-----|----------------------|---|-------------|-----------|------------|---------------|
| Egi | Turtogtokh | AAA | 11 | F | 2026 PC BSW Long Course C/B/BB+ | 200 BR LCM | 3:02.13 | 4/25/2026 | 5 |
| Khanh | Seaton | AAA | 16 | F | 2025 Speedo Winter Junior Championships - West | 50 FR SCY | 22.40 | 12/11/2025 | 4 |
| Keegan | McArdle | AC | 13 | M | 2025 PC PLS Short Course Senior 2 T/F | 200 BK SCY | 1:54.87 | 11/8/2025 | 9 |
| Lucas | Young | AC | 15 | M | 2026 SN CA/NV Speedo Sectionals (ROSV) | 200 BR SCY | 1:59.80 | 2/28/2026 | 8 |
| Dylan | Zhao | ALTO | 14 | M | 2026 PC Pacific Swimming Spring Age Group Championships | 500 FR SCY | 4:32.27 | 3/21/2026 | 6 |
| Adalene | Robillard | ALTO | 18 | F | 2026 ACC Championships | 200 BR SCY | 2:07.36 | 2/21/2026 | 4 |
| Adalene | Robillard | ALTO | 18 | F | 2026 ACC Championships | 100 BR SCY | 58.84 | 2/20/2026 | 4 |
| Annam | Olasewere | ALTO | 18 | F | 2026 ACC Championships | 200 FR SCY | 1:43.23 | 2/19/2026 | 5 |
| Tanishi | Gupta | ALTO | 15 | F | 2026 USA Swimming Pro Swim Series - Austin | 100 FL LCM | 1:02.45 | 1/15/2026 | 7 |
| Maren | Byrne | ALTO | 17 | F | 2026 USA Swimming Pro Swim Series - Austin | 200 IM LCM | 2:18.03 | 1/14/2026 | 4 |
| Maren | Byrne | ALTO | 17 | F | 2026 USA Swimming Pro Swim Series - Austin | 400 IM LCM | 4:53.20 | 1/16/2026 | 5 |
| Hailey | Preuss | ALTO | 18 | F | 2026 USA Swimming Pro Swim Series - Austin | 400 IM LCM | 4:59.25 | 1/16/2026 | 6 |
| Annam | Olasewere | ALTO | 18 | F | 2026 ACC Championships | 50 FR SCY | 21.46 | 2/18/2026 | 2 |
| Annam | Olasewere | ALTO | 18 | F | 2026 NCAA Division I Women's Championships | 100 FR SCY | 47.15 | 3/21/2026 | 4 |
| Nathan | Wu | ALTO | 11 | M | 2026 PC Pacific Swimming Spring Age Group Championships | 50 BR SCY | 31.88 | 3/21/2026 | 8 |
| Ryan | Huang | ALTO | 16 | M | 2026 SI CA/NV Speedo Sectionals Spring Oceanside | 1650 FR SCY | 15:14.63 | 2/26/2026 | 8 |
| Dylan | Zhao | ALTO | 14 | M | 2026 SI CA/NV Speedo Sectionals Spring Oceanside | 1650 FR SCY | 15:45.17 | 2/26/2026 | 5 |
| Dylan | Zhao | ALTO | 14 | M | 2026 PC Pacific Swimming Spring Age Group Championships | 1000 FR SCY | 9:25.17 | 3/20/2026 | 9 |
| Elle | Scott | CAL | 18 | F | 2026 ACC Championships | 200 BR SCY | 2:09.88 | 2/21/2026 | 9 |
| Elle | Scott | CAL | 18 | F | 2026 ACC Championships | 100 BR SCY | 58.19 | 2/20/2026 | 3 |
| Ella | Cosgrove | CAL | 18 | F | 2026 ACC Championships | 200 FR SCY | 1:43.94 | 2/19/2026 | 6 |
| Kenneth | Barnicle | CAL | 18 | M | SMU Last Chance Meet | 200 IM SCY | 1:44.61 | 3/5/2026 | 8 |
| Ian | Platts-Mills | CAL | 18 | M | 2026 ACC Championships | 500 FR SCY | 4:17.08 | 2/18/2026 | 10 |
| Norvin | Clontz | CAL | 18 | M | Minnesota Invite | 500 FR SCY | 4:16.81 | 12/4/2025 | 8 |
| Jack | Brown | CAL | 18 | M | Stanford vs. California (men only) | 100 FL SCY | 45.99 | 1/30/2026 | 5 |
| Ian | Platts-Mills | CAL | 18 | M | 2026 ACC Championships | 400 IM SCY | 3:43.87 | 2/19/2026 | 7 |
| John | Thumann | CAL | 18 | M | 2026 TYR Pro Swim Series - | 50 FR LCM | 22.67 | 3/7/2026 | 2 |

National Top 10 Report



5/18/2026 5:16:51 PM

| First | Last | Club | Age | Competition Category | Meet | Event | Swim Time | Swim Date | National Rank |
|------------|----------|------|-----|----------------------|---|-------------|-----------|------------|---------------|
| Jack | Brown | CAL | 18 | M | 2026 TYR Pro Swim Series - Westmont | 50 FR LCM | 22.83 | 3/7/2026 | 3 |
| Alexa | McDevitt | CAL | 18 | F | Cal Last Chance Meet | 400 IM SCY | 4:07.29 | 2/28/2026 | 2 |
| Elle | Scott | CAL | 18 | F | 2026 ACC Championships | 200 IM SCY | 1:56.20 | 2/18/2026 | 4 |
| Annie | Jia | CAL | 18 | F | Cal vs. Stanford Triple Distance | 100 FL SCY | 51.23 | 11/7/2025 | 3 |
| John | Thumann | CAL | 18 | M | 2026 TYR Pro Swim Series - Westmont | 100 FL LCM | 52.87 | 3/7/2026 | 1 |
| Ella | Cosgrove | CAL | 18 | F | 2026 ACC Championships | 200 BK SCY | 1:53.58 | 2/21/2026 | 6 |
| John | Thumann | CAL | 18 | M | 2026 TYR Pro Swim Series - Westmont | 100 FR LCM | 50.71 | 3/4/2026 | 4 |
| John | Thumann | CAL | 18 | M | 2026 TYR Pro Swim Series - Westmont | 200 FL LCM | 2:02.40 | 3/5/2026 | 5 |
| Jack | Brown | CAL | 18 | M | 2026 TYR Pro Swim Series - Westmont | 100 FR LCM | 49.84 | 3/4/2026 | 1 |
| Ella | Cosgrove | CAL | 18 | F | Minnesota Invite | 1650 FR SCY | 16:13.97 | 12/6/2025 | 4 |
| Jack | Brown | CAL | 18 | M | 2026 TYR Pro Swim Series - Westmont | 100 FL LCM | 53.23 | 3/6/2026 | 2 |
| Alexa | McDevitt | CAL | 18 | F | 2026 NCAA Division I Women's Championships | 500 FR SCY | 4:43.17 | 3/20/2026 | 8 |
| Ella | Cosgrove | CAL | 18 | F | 2026 ACC Championships | 500 FR SCY | 4:37.07 | 2/18/2026 | 4 |
| Vanessa | Kuo | CDST | 11 | F | 2025 CA BREA CA/NV Speedo Sectionals-Time Trials | 1000 FR SCY | 10:58.16 | 12/20/2025 | 3 |
| Vanessa | Kuo | CDST | 12 | F | 2026 PC Pacific Swimming Spring Far Western Championships | 1000 FR SCY | 10:31.56 | 4/12/2026 | 2 |
| Vanessa | Kuo | CDST | 11 | F | 2025 PC SCSC Short Course CBA+ | 200 FL SCY | 2:16.34 | 11/16/2025 | 8 |
| Vanessa | Kuo | CDST | 12 | F | 2026 PC Pacific Swimming Spring Age Group Championships | 1650 FR SCY | 17:47.85 | 3/22/2026 | 1 |
| Vanessa | Kuo | CDST | 12 | F | 2026 PC Pacific Swimming Spring Far Western Championships | 500 FR SCY | 5:07.70 | 4/11/2026 | 5 |
| Vanessa | Kuo | CDST | 12 | F | 2026 PC ALTO Long Course CBA+ | 400 IM LCM | 5:21.39 | 5/2/2026 | 3 |
| Vanessa | Kuo | CDST | 11 | F | 2025 PC Winter Age Group Championships hosted by SRVA | 400 IM SCY | 4:37.92 | 12/12/2025 | 1 |
| Vanessa | Kuo | CDST | 12 | F | 2026 PC Pacific Swimming Spring Far Western Championships | 400 IM SCY | 4:30.99 | 4/10/2026 | 2 |
| Dhivashree | Kesavan | CDST | 13 | F | 2026 PC Pacific Swimming Spring Age Group Championships | 100 BK SCY | 56.22 | 3/20/2026 | 4 |
| Vanessa | Kuo | CDST | 11 | F | 2025 PC Winter Age Group Championships hosted by SRVA | 500 FR SCY | 5:16.02 | 12/12/2025 | 3 |
| Vanessa | Kuo | CDST | 12 | F | 2026 PC ALTO Long Course CBA+ | 200 IM LCM | 2:32.76 | 5/3/2026 | 6 |
| Vanessa | Kuo | CDST | 12 | F | 2026 PC ALTO Long Course CBA+ | 100 FR LCM | 1:02.31 | 5/3/2026 | 9 |

National Top 10 Report



5/18/2026 5:16:51 PM

| First | Last | Club | Age | Competition Category | Meet | Event | Swim Time | Swim Date | National Rank |
|---------|---------|------|-----|----------------------|---|-------------|-----------|------------|---------------|
| Vanessa | Kuo | CDST | 12 | F | 2026 PC Pacific Swimming Spring Far Western Championships | 200 FR SCY | 1:51.77 | 4/10/2026 | 3 |
| Vanessa | Kuo | CDST | 12 | F | 2026 PC ALTO Long Course CBA+ | 100 BR LCM | 1:20.10 | 5/3/2026 | 4 |
| Vanessa | Kuo | CDST | 11 | F | 2025 CA BREA CA/NV Speedo Sectionals-Last Chance Entries | 200 BR SCY | 2:32.32 | 12/21/2025 | 4 |
| Vanessa | Kuo | CDST | 12 | F | 2026 PC Pacific Swimming Spring Far Western Championships | 200 BR SCY | 2:25.48 | 4/12/2026 | 9 |
| Vanessa | Kuo | CDST | 11 | F | 2026 PC Zone 2 Winter Championship | 100 FR SCY | 55.45 | 1/31/2026 | 8 |
| Vanessa | Kuo | CDST | 11 | F | 2026 PC Zone 2 Winter Championship | 200 IM SCY | 2:14.23 | 2/1/2026 | 5 |
| Vanessa | Kuo | CDST | 11 | F | 2025 PC Winter Age Group Championships hosted by SRVA | 200 FR SCY | 1:59.23 | 12/13/2025 | 5 |
| Vanessa | Kuo | CDST | 11 | F | 2025 PC Winter Age Group Championships hosted by SRVA | 1650 FR SCY | 17:56.97 | 12/14/2025 | 1 |
| Isaiah | Silver | LAC | 15 | M | 2026 CC Juanita Allington Memorial Senior Meet | 200 FR SCY | 1:38.22 | 2/20/2026 | 4 |
| Isaiah | Silver | LAC | 15 | M | 2026 CC Juanita Allington Memorial Senior Meet | 200 IM SCY | 1:47.56 | 2/22/2026 | 2 |
| Isaiah | Silver | LAC | 15 | M | 2026 CC Juanita Allington Memorial Senior Meet | 400 IM SCY | 3:48.95 | 2/20/2026 | 2 |
| Isaiah | Silver | LAC | 15 | M | 2026 CC Juanita Allington Memorial Senior Meet | 200 FL SCY | 1:47.84 | 2/22/2026 | 4 |
| Isaiah | Silver | LAC | 15 | M | 2025 Speedo Winter Junior Championships - West | 100 FL SCY | 49.03 | 12/12/2025 | 5 |
| Marni | Kraemer | LAKE | 16 | F | 2026 PN VAST 49th Annual Washington Open | 200 BR SCY | 2:13.03 | 1/18/2026 | 8 |
| Michael | Powell | LO | 17 | M | 2025 Speedo Winter Junior Championships - West | 1000 FR SCY | 9:00.55 | 12/10/2025 | 10 |
| Michael | Powell | LO | 17 | M | 2025 Speedo Winter Junior Championships - West | 1650 FR SCY | 15:04.77 | 12/13/2025 | 7 |
| Stella | Canoles | OAPB | 16 | F | 2025 Speedo Winter Junior Championships - West | 100 FR SCY | 49.17 | 12/13/2025 | 7 |
| Stella | Canoles | OAPB | 16 | F | 2025 Speedo Winter Junior Championships - West | 50 FR SCY | 22.43 | 12/11/2025 | 5 |
| Kelsey | Zhang | PASA | 17 | F | 2025 PC PASA Joyce Lanphere Invitational T/F | 200 FL SCY | 1:55.15 | 11/1/2025 | 3 |
| Kelsey | Zhang | PASA | 17 | F | 2025 PC PASA Joyce Lanphere Invitational T/F | 100 FL SCY | 52.53 | 11/2/2025 | 7 |
| Maya | Hetland | PASA | 17 | F | 2025 Speedo Winter Junior Championships - West | 200 IM SCY | 1:58.78 | 12/11/2025 | 10 |

National Top 10 Report



5/18/2026 5:16:51 PM

| First | Last | Club | Age | Competition Category | Meet | Event | Swim Time | Swim Date | National Rank |
|---------|----------------|------|-----|----------------------|---|-------------|-----------|------------|---------------|
| Maya | Hetland | PASA | 17 | F | 2025 Speedo Winter Junior Championships - West | 400 IM SCY | 4:13.29 | 12/12/2025 | 6 |
| Maya | Hetland | PASA | 17 | F | 2026 TYR Pro Swim Series - Westmont | 100 FL LCM | 1:00.85 | 3/6/2026 | 4 |
| Maya | Hetland | PASA | 17 | F | 2026 TYR Pro Swim Series - Westmont | 200 FL LCM | 2:14.91 | 3/5/2026 | 5 |
| Maya | Hetland | PASA | 17 | F | 2026 TYR Pro Swim Series - Westmont | 200 IM LCM | 2:18.13 | 3/7/2026 | 5 |
| Renee | Pang | PASA | 11 | F | 2026 PC Pacific Swimming Spring Far Western Championships | 50 BK SCY | 28.37 | 4/12/2026 | 5 |
| Elise | Chuang | PASA | 11 | F | 2026 PC Pacific Swimming Spring Age Group Championships | 200 BR SCY | 2:33.81 | 3/20/2026 | 6 |
| Kelsey | Zhang | PASA | 18 | F | 2026 SI President's Day Senior Classic | 200 FL SCY | 1:55.05 | 2/16/2026 | 5 |
| Kelsey | Zhang | PASA | 18 | F | 2025 Speedo Winter Junior Championships - West | 200 IM SCY | 1:57.09 | 12/11/2025 | 6 |
| Renee | Pang | PASA | 11 | F | 2026 PC Pacific Swimming Spring Far Western Championships | 1650 FR SCY | 18:52.25 | 4/9/2026 | 9 |
| Maya | Hetland | PASA | 17 | F | 2026 TYR Pro Swim Series - Westmont | 200 BK LCM | 2:16.33 | 3/4/2026 | 8 |
| Taylor | Bennett | PLS | 14 | F | 2025 Toyota US Open Championships | 100 BR LCM | 1:13.74 | 12/5/2025 | 4 |
| Luka | Mijatovic | PLS | 16 | M | 2025 CA BREA CA/NV Speedo Sectionals-Last Chance Entries | 200 FR SCY | 1:32.73 | 12/20/2025 | 1 |
| Daniela | Linares Danzos | PLS | 16 | F | 2026 Mexican National Selection (50m) | 200 BK LCM | 2:10.72 | 4/11/2026 | 3 |
| Daniela | Linares Danzos | PLS | 15 | F | 2026 TYR Pro Swim Series - Westmont | 200 BK LCM | 2:11.14 | 3/4/2026 | 1 |
| Daniela | Linares Danzos | PLS | 16 | F | 2026 Mexican National Selection (50m) | 100 BK LCM | 1:01.54 | 4/10/2026 | 4 |
| Sage | Searle | PLS | 13 | F | 2026 PC TERA Long Course Senior Open | 100 BK LCM | 1:08.13 | 4/19/2026 | 4 |
| Rylee | Hutchinson | PLS | 17 | F | 2025 Toyota US Open Championships | 800 FR LCM | 9:01.73 | 12/6/2025 | 8 |
| Brooke | Bennett | PLS | 17 | F | 2025 Toyota US Open Championships | 800 FR LCM | 8:55.73 | 12/6/2025 | 4 |
| Taylor | Bennett | PLS | 14 | F | 2025 Toyota US Open Championships | 200 BR LCM | 2:35.92 | 12/6/2025 | 2 |
| Eli | Kim | PLS | 12 | M | 2026 PC Pacific Swimming Spring Age Group Championships | 500 FR SCY | 4:48.83 | 3/21/2026 | 3 |
| Ella | Legg | PLS | 14 | F | 2026 PC TERA Long Course Senior Open | 400 FR LCM | 4:28.37 | 4/18/2026 | 6 |
| Taylor | Bennett | PLS | 14 | F | 2026 TYR Pro Swim Series - Westmont | 200 BR LCM | 2:34.46 | 3/4/2026 | 4 |

National Top 10 Report



5/18/2026 5:16:51 PM

| First | Last | Club | Age | Competition Category | Meet | Event | Swim Time | Swim Date | National Rank |
|---------|----------------|------|-----|----------------------|---|-------------|-----------|------------|---------------|
| Max | Pollicove | PLS | 13 | M | 2026 PC PLS Super League T/F Invite | 500 FR SCY | 4:42.78 | 1/31/2026 | 7 |
| Brooke | Bennett | PLS | 17 | F | 2025 Toyota US Open Championships | 400 IM LCM | 4:53.62 | 12/5/2025 | 7 |
| Rylee | Hutchinson | PLS | 17 | F | 2025 Toyota US Open Championships | 400 IM LCM | 4:55.07 | 12/5/2025 | 8 |
| Asher | Song | PLS | 13 | M | 2026 PC Pac Coast All-Stars | 50 FR SCY | 21.53 | 1/3/2026 | 4 |
| Luka | Mijatovic | PLS | 16 | M | 2025 CA BREA CA/NV Speedo Sectionals-Last Chance Entries | 100 FR SCY | 43.73 | 12/22/2025 | 3 |
| Ivy | Zhang | PLS | 12 | F | 2025 PC Winter Age Group Championships hosted by SRVA | 200 FL SCY | 2:08.96 | 12/14/2025 | 8 |
| Taylor | Bennett | PLS | 14 | F | 2025 PC PLS Short Course Senior 2 T/F | 200 BR SCY | 2:15.38 | 11/8/2025 | 9 |
| Brooke | Bennett | PLS | 17 | F | 2025 CA BREA CA/NV Speedo Sectionals-Last Chance Entries | 1000 FR SCY | 9:51.02 | 12/19/2025 | 7 |
| Ivy | Zhang | PLS | 12 | F | 2025 PC Winter Age Group Championships hosted by SRVA | 100 BK SCY | 58.51 | 12/14/2025 | 7 |
| Sage | Searle | PLS | 13 | F | 2026 PC Pacific Swimming Spring Far Western Championships | 100 BK SCY | 57.24 | 4/12/2026 | 10 |
| Daniela | Linares Danzos | PLS | 15 | F | 2025 CA BREA CA/NV Speedo Sectionals-Last Chance Entries | 100 BK SCY | 53.22 | 12/21/2025 | 6 |
| Daniela | Linares Danzos | PLS | 15 | F | 2025 CA BREA CA/NV Speedo Sectionals-Last Chance Entries | 200 BK SCY | 1:53.78 | 12/22/2025 | 2 |
| Sage | Searle | PLS | 13 | F | 2025 PC Winter Age Group Championships hosted by SRVA | 200 BK SCY | 2:02.64 | 12/13/2025 | 7 |
| Jurre | Hoogenraad | PLS | 11 | M | 2026 PC Pacific Swimming Spring Far Western Championships | 1650 FR SCY | 18:13.89 | 4/9/2026 | 4 |
| Luka | Mijatovic | PLS | 16 | M | 2025 PC PLS Short Course Senior 2 T/F | 200 IM SCY | 1:44.28 | 11/8/2025 | 4 |
| Tim | Wu | PLS | 17 | M | 2025 PC PLS Short Course Senior 2 T/F | 100 BK SCY | 47.15 | 11/9/2025 | 7 |
| Tim | Wu | PLS | 17 | M | 2025 CA BREA CA/NV Speedo Sectionals-Last Chance Entries | 200 BK SCY | 1:41.91 | 12/22/2025 | 4 |
| Tim | Wu | PLS | 17 | M | 2025 Toyota US Open Championships | 200 FR LCM | 1:49.40 | 12/5/2025 | 1 |
| Eli | Kim | PLS | 12 | M | 2026 PC SRVA Short Course C/B/ BB+ | 200 BR SCY | 2:17.98 | 3/8/2026 | 6 |
| Luka | Mijatovic | PLS | 16 | M | 2025 Toyota US Open Championships | 100 FR LCM | 50.15 | 12/6/2025 | 1 |
| Luka | Mijatovic | PLS | 16 | M | 2025 CA BREA CA/NV Speedo Sectionals-Last Chance Entries | 1650 FR SCY | 14:30.01 | 12/19/2025 | 1 |
| Asher | Song | PLS | 13 | M | 2026 PC Pac Coast All-Stars | 100 FL SCY | 52.52 | 1/3/2026 | 7 |

National Top 10 Report



5/18/2026 5:16:51 PM

| First | Last | Club | Age | Competition Category | Meet | Event | Swim Time | Swim Date | National Rank |
|--------|----------------|------|-----|----------------------|---|-------------|-----------|------------|---------------|
| Luka | Mijatovic | PLS | 16 | M | 2026 SN CA/NV Speedo Sectionals (ROSV) | 1000 FR SCY | 8:32.83 | 3/1/2026 | 1 |
| Jurre | Hoogenraad | PLS | 11 | M | 2026 PC BSW Long Course C/B/ BB+ | 100 FR LCM | 1:03.70 | 4/26/2026 | 10 |
| Luka | Mijatovic | PLS | 16 | M | 2026 PC TERA Long Course Senior Open | 1500 FR LCM | 15:17.02 | 4/18/2026 | 1 |
| Leo | Linares Danzos | PLS | 13 | M | 2026 PC Pacific Swimming Spring Far Western Championships | 200 FL SCY | 1:54.67 | 4/10/2026 | 3 |
| Luka | Mijatovic | PLS | 16 | M | 2025 PC PLS Short Course Senior 2 T/F | 200 FL SCY | 1:43.70 | 11/9/2025 | 4 |
| Jurre | Hoogenraad | PLS | 11 | M | 2026 PC Pacific Swimming Spring Far Western Championships | 1000 FR SCY | 10:56.59 | 4/12/2026 | 8 |
| Tim | Wu | PLS | 17 | M | 2025 CA BREA CA/NV Speedo Sectionals-Last Chance Entries | 500 FR SCY | 4:19.43 | 12/21/2025 | 8 |
| Eli | Kim | PLS | 13 | M | 2026 PC Pacific Swimming Spring Far Western Championships | 400 IM SCY | 4:12.71 | 4/10/2026 | 10 |
| Eli | Kim | PLS | 12 | M | 2026 PC Pacific Swimming Spring Age Group Championships | 100 IM SCY | 55.96 | 3/20/2026 | 3 |
| Eli | Kim | PLS | 12 | M | 2026 PC Pacific Swimming Spring Age Group Championships | 200 IM SCY | 2:00.69 | 3/22/2026 | 2 |
| Luka | Mijatovic | PLS | 16 | M | 2026 SN CA/NV Speedo Sectionals (ROSV) | 500 FR SCY | 4:05.76 | 2/28/2026 | 1 |
| Landen | Vien | PLS | 13 | M | 2026 PC TERA Long Course Senior Open | 200 BR LCM | 2:35.17 | 4/19/2026 | 3 |
| Eli | Kim | PLS | 13 | M | 2026 PC Pacific Swimming Spring Far Western Championships | 200 IM SCY | 1:57.78 | 4/9/2026 | 8 |
| Eli | Kim | PLS | 13 | M | 2026 PC TERA Long Course Senior Open | 200 BR LCM | 2:36.63 | 4/19/2026 | 7 |
| Luka | Mijatovic | PLS | 16 | M | 2025 Toyota US Open Championships | 400 IM LCM | 4:15.91 | 12/5/2025 | 1 |
| Eli | Kim | PLS | 13 | M | 2026 PC TERA Long Course Senior Open | 200 IM LCM | 2:17.61 | 4/18/2026 | 4 |
| Blake | Hill | PLS | 18 | M | 2025 Toyota US Open Championships | 400 IM LCM | 4:29.92 | 12/5/2025 | 4 |
| Jeremy | Ting | PLS | 18 | M | 2025 Toyota US Open Championships | 400 IM LCM | 4:26.03 | 12/5/2025 | 1 |
| Eli | Kim | PLS | 13 | M | 2026 PC TERA Long Course Senior Open | 400 IM LCM | 4:54.44 | 4/19/2026 | 4 |
| Jeremy | Ting | PLS | 18 | M | 2025 Toyota US Open Championships | 200 IM LCM | 2:05.55 | 12/4/2025 | 4 |
| Ivy | Zhang | PLS | 12 | F | 2025 CA BREA CA/NV Speedo Sectionals-Last Chance Entries | 50 BK SCY | 27.17 | 12/20/2025 | 4 |
| Jeremy | Ting | PLS | 18 | M | 2025 Toyota US Open Championships | 200 FL LCM | 2:05.24 | 12/6/2025 | 10 |

Pacific Swimming National Top 10 Relay Report



5/18/2026 5:19:07 PM

| Names | Club | Age | Competition Category | Meet | Event | Swim Time | Swim Date | National Rank |
|---|------|-------|----------------------|--|---------------|-----------|------------|---------------|
| Tina Li, Logan Browne, Anna Afonova, Dylan Zhao | ALTO | 13-14 | U | 2026 PC Zone 1N Short Course Championships | 200 FR-R SCY | 1:33.86 | 1/24/2026 | 4 |
| Evan Petty, Luca Gissendaner, Lucca Battaglini, Martin Wrede | CAL | Open | M | Cal Last Chance Meet | 200 MED-R SCY | 1:21.63 | 2/28/2026 | 3 |
| Martin Wrede, Samuel Quarles, Evan Petty, Lucca Battaglini | CAL | Open | M | Minnesota Invite | 400 FR-R SCY | 2:47.56 | 12/6/2025 | 4 |
| Mary-Ambre Moluh, Mia West, Teagan O'Dell, Sydney Griscavage | CAL | Open | F | Cal Last Chance Meet | 200 FR-R SCY | 1:25.67 | 2/28/2026 | 1 |
| Mary-Ambre Moluh, Silje Slyngstadli, Annie Jia, Mia West | CAL | Open | F | Minnesota Invite | 200 MED-R SCY | 1:34.88 | 12/5/2025 | 4 |
| Mary-Ambre Moluh, Silje Slyngstadli, Annie Jia, Mia West | CAL | Open | F | Minnesota Invite | 400 MED-R SCY | 3:28.54 | 12/4/2025 | 3 |
| Mary-Ambre Moluh, Silje Slyngstadli, Annie Jia, Mia West | CAL | Open | F | UC Berkeley at USC | 400 MED-R SCY | 3:30.32 | 1/16/2026 | 5 |
| Mia West, Claire Weinstein, Teagan O'Dell, Ella Cosgrove | CAL | Open | F | Stanford - Arizona State - California Tri-Meet | 800 FR-R SCY | 6:55.18 | 10/25/2025 | 1 |
| Mia West, Mary-Ambre Moluh, Annie Jia, Claire Weinstein | CAL | Open | F | California vs. Stanford | 400 FR-R SCY | 3:11.25 | 1/31/2026 | 5 |
| Mia West, Mary-Ambre Moluh, Ella Cosgrove, Claire Weinstein | CAL | Open | F | Stanford - Arizona State - California Tri-Meet | 400 FR-R SCY | 3:13.08 | 10/24/2025 | 9 |
| Teagan O'Dell, Silje Slyngstadli, Annie Jia, Mary-Ambre Moluh | CAL | Open | F | California vs. Stanford | 200 MED-R SCY | 1:34.55 | 1/31/2026 | 3 |
| Cade Vieler, Chase Lewis, Tyler Ortiz, Isaiah Silver | LAC | 15-18 | M | 2025 Speedo Winter Junior Championships - West | 400 MED-R SCY | 3:15.28 | 12/11/2025 | 10 |
| Bella Smith, Emma Sloan, Lily Yung, Stella Canoles | OAPB | 15-16 | F | 2026 SN CA/NV Speedo Sectionals (ROSV) | 400 FR-R SCY | 3:24.42 | 3/1/2026 | 3 |
| Bella Smith, Lily Yung, Chloe Cooper, Stella Canoles | OAPB | 15-16 | F | 2025 Speedo Winter Junior Championships - West | 200 FR-R SCY | 1:33.34 | 12/12/2025 | 3 |
| Alexandre Louvel, Nate Yoon, Kelsey Zhang, Louise Scherrer | PASA | 15-18 | U | 2026 PC Zone 1N Short Course Championships | 200 FR-R SCY | 1:29.16 | 1/24/2026 | 8 |
| Renee Pang, Ian Lai, Aria Grabisch, Jack Dickins | PASA | 11-12 | U | 2026 PC Zone 1N Short Course Championships | 200 MED-R SCY | 1:54.24 | 1/25/2026 | 10 |
| Eli Kim, Hansel Wang, Ivy Zhang, Allison Stephanson | PLS | 11-12 | U | 2025 PC Winter Age Group Championships hosted by SRVA | 200 FR-R SCY | 1:41.54 | 12/13/2025 | 3 |
| Kaden Wong, Aiden Yeo, Ryan Wong, Dmitriy Oranskiy | PLS | 15-16 | M | 2025 CA BREA CA/NV Speedo Sectionals-Last Chance Entries | 200 FR-R SCY | 1:25.18 | 12/19/2025 | 3 |
| Kealan Tupper, Rostik Khilko, Aiden Yeo, Kaden Wong | PLS | 15-16 | M | 2025 Speedo Winter Junior Championships - West | 200 MED-R SCY | 1:32.06 | 12/10/2025 | 2 |
| Kealan Tupper, Rostik Khilko, Aiden Yeo, Kaden Wong | PLS | 15-16 | M | 2025 Speedo Winter Junior Championships - West | 400 MED-R SCY | 3:18.51 | 12/11/2025 | 1 |
| Luka Mijatovic, Kaden Wong, Dmitriy Oranskiy, Ryan Wong | PLS | 15-16 | M | 2025 CA BREA CA/NV Speedo Sectionals-Last Chance Entries | 800 FR-R SCY | 6:32.46 | 12/19/2025 | 1 |

Pacific Swimming National Top 10 Relay Report



5/18/2026 5:19:07 PM

| Names | Club | Age | Competition Category | Meet | Event | Swim Time | Swim Date | National Rank |
|--|------|-------|----------------------|---|---------------|-----------|------------|---------------|
| Luka Mijatovic, Tim Wu, Kaden Wong, Dmitriy Oranskiy | PLS | 15-18 | M | 2025 CA BREA CA/NV Speedo Sectionals-Last Chance Entries | 400 FR-R SCY | 2:58.57 | 12/22/2025 | 10 |
| Max Pollicove, Asher Song, Eli Kim, Leo Linares Danzos | PLS | 13-14 | M | 2026 PC Pacific Swimming Spring Far Western Championships | 800 FR-R SCY | 7:09.22 | 4/9/2026 | 7 |
| Max Pollicove, Leo Linares Danzos, Duke Wang, Asher Song | PLS | 13-14 | M | 2026 PC Pacific Swimming Spring Age Group Championships | 400 FR-R SCY | 3:15.77 | 3/22/2026 | 10 |
| Alex Murphy, Eleni Charnas, Lulu Groen, Ciara Looney | QSS | 17-18 | F | 2026 SN CA/NV Speedo Sectionals (ROSV) | 400 FR-R SCY | 3:26.07 | 3/1/2026 | 10 |
| Brandon Pon, James Brandall, Pasha Salistra, Kevin Foucu | QSS | 15-16 | M | 2025 AZ NEP Holiday Swim Festival | 200 MED-R SCY | 1:35.04 | 12/6/2025 | 10 |
| Ciara Looney, Eleni Charnas, Lulu Groen, Alex Murphy | QSS | 17-18 | F | 2026 SN CA/NV Speedo Sectionals (ROSV) | 200 FR-R SCY | 1:33.73 | 2/26/2026 | 6 |
| Isaac Litwiller, Jack Cameron, Clark Apuada, Nathan Foucu | QSS | 17-18 | M | 2025 Speedo Winter Junior Championships - West | 400 MED-R SCY | 3:14.16 | 12/11/2025 | 4 |
| Isaac Litwiller, Jack Cameron, Nathan Foucu, Tyler Porter | QSS | 17-18 | M | 2025 Speedo Winter Junior Championships - West | 200 MED-R SCY | 1:27.66 | 12/10/2025 | 5 |
| Nathan Foucu, Clark Apuada, Isaac Litwiller, Tyler Porter | QSS | 17-18 | M | 2025 Speedo Winter Junior Championships - West | 200 FR-R SCY | 1:18.67 | 12/12/2025 | 1 |
| Nathan Foucu, Clark Apuada, Isaac Litwiller, Tyler Porter | QSS | 17-18 | M | 2025 Speedo Winter Junior Championships - West | 400 FR-R SCY | 2:54.77 | 12/13/2025 | 2 |
| Nathan Foucu, Eduardo Lasso, Clark Apuada, Isaac Litwiller | QSS | 17-18 | M | 2025 Speedo Winter Junior Championships - West | 800 FR-R SCY | 6:33.17 | 12/10/2025 | 3 |
| Alex Xu, Jesse Yuan, Helena Poon, Abigail Yu | SCSC | 13-14 | U | 2025 PC Winter Age Group Championships hosted by SRVA | 200 FR-R SCY | 1:34.81 | 12/13/2025 | 9 |
| Edmund Wang, Evan Xu, Violet Rutter, Isabel Wu | SCSC | 15-16 | U | 2025 CC Clovis Swim Club Super League Meet | 200 FR-R SCY | 1:33.13 | 10/18/2025 | 2 |
| Enzo Balbuena, Shareef Elaydi, Nick Sifferman, Aiden Zhou | SCSC | 15-18 | M | 2025 Speedo Winter Junior Championships - West | 400 MED-R SCY | 3:14.57 | 12/11/2025 | 8 |
| Jaylen Zhang, Annabelle Jia, Colin Huwe, Amy Wang | SCSC | 11-12 | U | 2025 PC Winter Age Group Championships hosted by SRVA | 200 FR-R SCY | 1:42.06 | 12/13/2025 | 5 |
| Shareef Elaydi, Jasper Qiu, Sasha Voloshyn, Robert White | SCSC | 15-16 | M | 2026 SN CA/NV Speedo Sectionals (ROSV) | 800 FR-R SCY | 6:48.14 | 2/26/2026 | 4 |
| Ayden Tan, Hanz Palattao, Annika Nelson, Caitlin Lato | SRVA | 13-14 | U | 2025 PC Winter Age Group Championships hosted by SRVA | 200 FR-R SCY | 1:32.62 | 12/13/2025 | 2 |
| Ayden Tan, Hanz Palattao, Bruce Chen, Kai Barretto | SRVA | 13-14 | M | 2026 PC Pacific Swimming Spring Far Western Championships | 200 MED-R SCY | 1:38.15 | 4/9/2026 | 10 |
| Ayden Tan, Hanz Palattao, Ellie Fukami, Annika Nelson | SRVA | 13-14 | U | 2025 PC Winter Age Group Championships hosted by SRVA | 200 MED-R SCY | 1:41.77 | 12/14/2025 | 4 |